

Course Guide

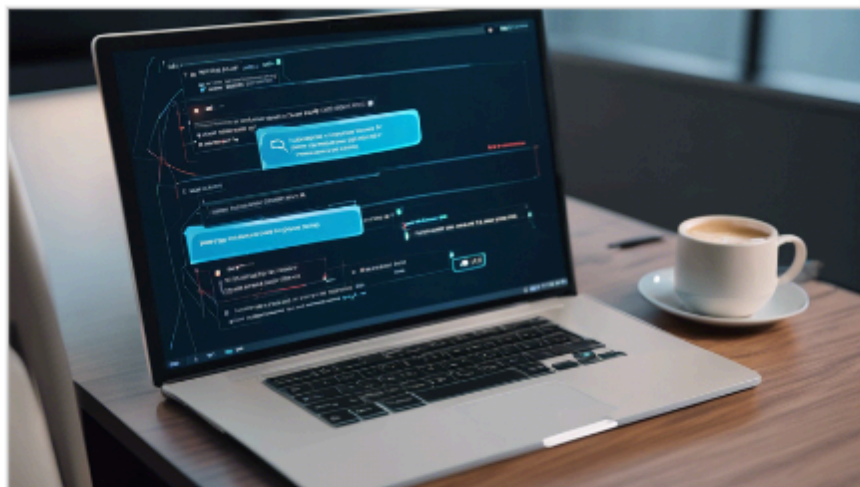
Navigating the Foundations of AI Course

tpricedesigns.com



Programs

All programs AI Corporate



You're a Participant

Foundational AI Literacy for Corporate Employees

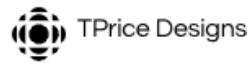
2 Participants

Free

[View Details](#)

STEP 1

Navigate to the 'AI Course' tab within the website.



Portfolio

The AI Course

Course Discussion

Members

STEP 2

Next, scroll down and click the 'View Details' button.

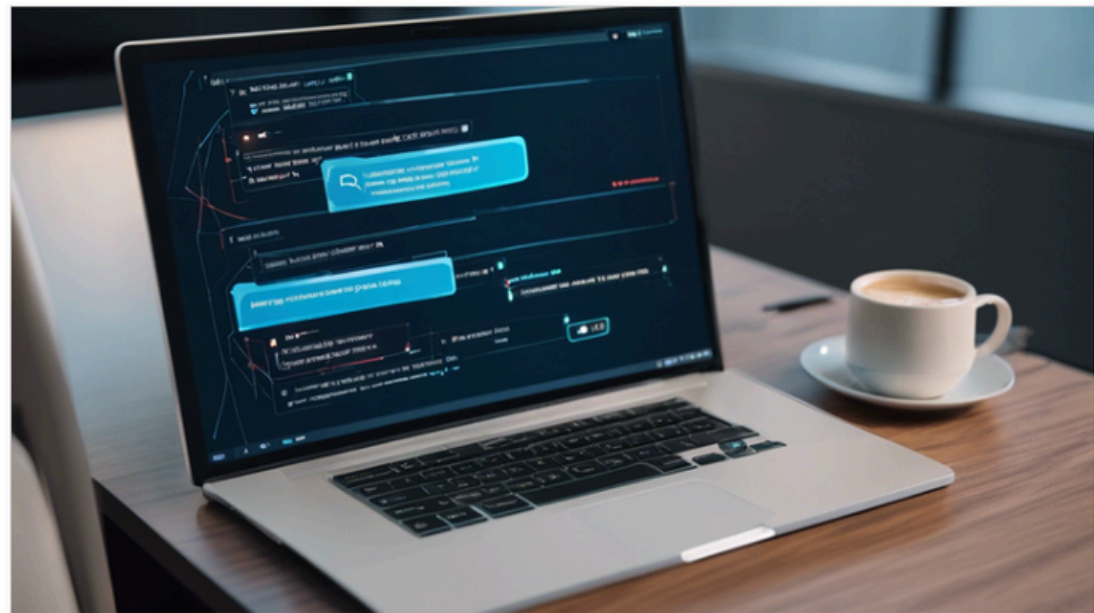
Portfolio

The AI Course

Course Discussion

Members

Programs



Foundational AI Literacy for Corporate Employees

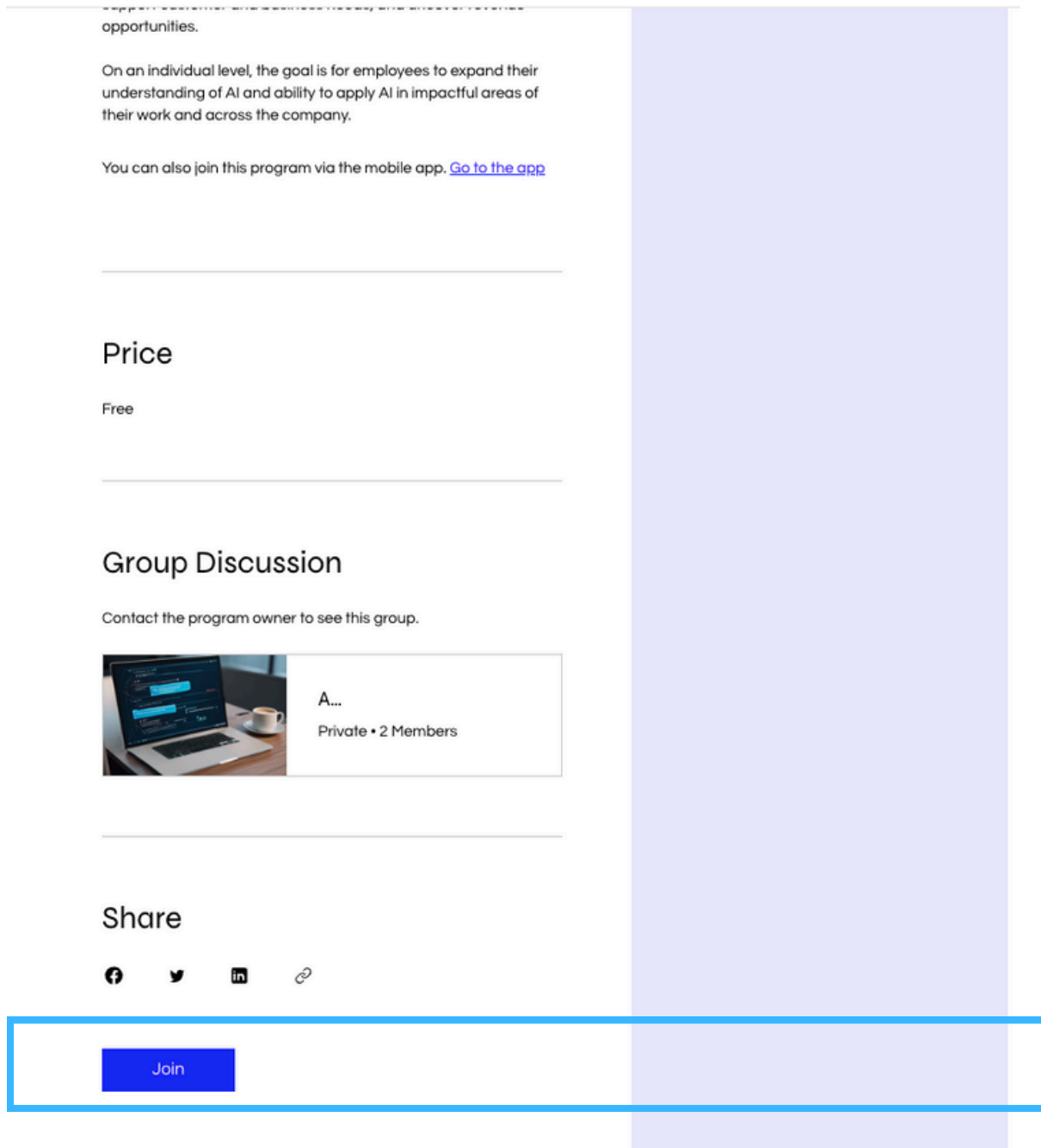
2 Participants

Free

View Details

STEP 3

Click 'Join' and use your email to log in.



opportunities.

On an individual level, the goal is for employees to expand their understanding of AI and ability to apply AI in impactful areas of their work and across the company.


You can also join this program via the mobile app. [Go to the app](#)

Price

Free

Group Discussion

Contact the program owner to see this group.



A...
Private • 2 Members

Share

[f](#) [t](#) [in](#) [link](#)

Join

Congratulations, you've joined the course!

NAVIGATING THE COURSE

Once you're in the course you'll be able to view your progress on the left side. You can also use this side bar to skip ahead or go back to a section.

Foundational AI Literacy for Corporate Employees

20%

- Overview
- 1- Foundations of AI: Types of AI and Examples
 - 2/5 steps
 - Start with the Why
 - Types of AI Overview** (06:50m)
 - More about Types of AI
 - Types of AI
 - Module 1 Discussion
- 2- AI Applications
 - 1/3 steps
 - AI Applications in 2024 (06:50m)
 - AI Tool Exploration
 - Module 2 Discussion
- Group Discussion

1- Foundations of AI: Type... > Types of AI Overview

Types of AI Overview

IBM The 7 Types of AI - And Why We Talk (Mostly) About 3 of Them

7 Types of AI

Watch on YouTube

Undo Step

Step completed. Keep it up!

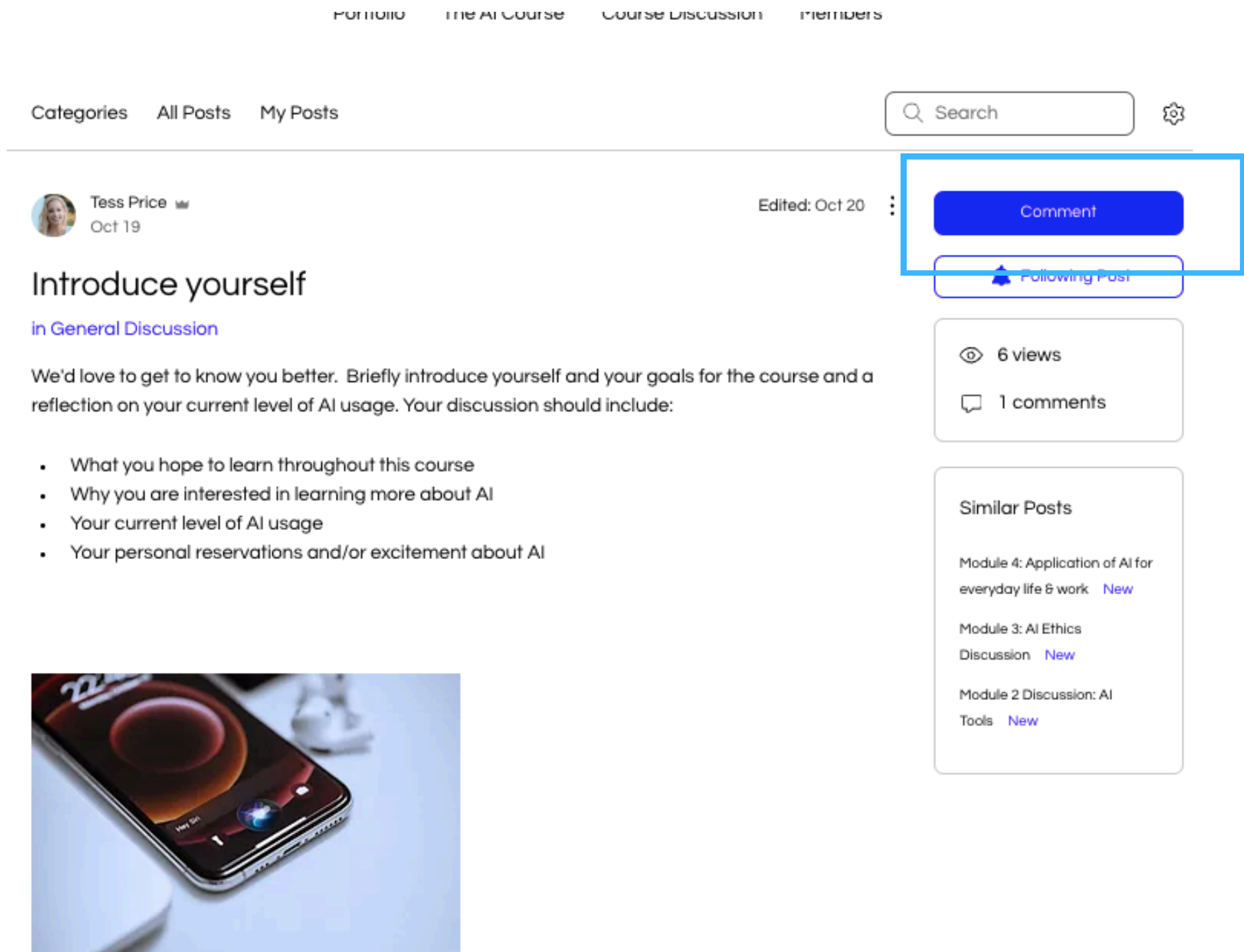
NAVIGATING THE COURSE

The 'Next' and 'Previous' buttons will allow for sequential navigation.

The screenshot displays a course navigation interface. At the top, there is a navigation bar with links for 'Portfolio', 'The AI Course', 'Course Discussion', and 'Members'. A search bar is located on the right side of the navigation bar. Below the navigation bar, the main content area shows a video player. The video player has a title '1- Foundations of AI: Type... > Types of AI Overview' and a video thumbnail titled 'The 7 Types of AI - And Why We Talk (Mostly) About 3 of Them'. The video thumbnail features a man holding a marker in front of a whiteboard with the text '7 Types of AI'. A red play button is overlaid on the video thumbnail. Below the video player, there is a blue box containing the text '< Previous Next >'. To the left of this box, there is a button labeled 'Undo Step' and a message 'Step completed. Keep it up!'.

DISCUSSIONS

Discussions for each module will happen in Wix Forums. The course will navigate you to the forum page and you'll add your response to the prompt in the comments.



The screenshot shows a forum post on a website. At the top, there is a navigation bar with links for 'Portfolio', 'The AI Course', 'Course Discussion', and 'Members'. Below this, there are tabs for 'Categories', 'All Posts', and 'My Posts', along with a search bar and a settings icon. The post is by 'Tess Price' and was posted on 'Oct 19'. It has been edited on 'Oct 20'. The post title is 'Introduce yourself' and it is in the 'General Discussion' category. The content of the post is a prompt: 'We'd love to get to know you better. Briefly introduce yourself and your goals for the course and a reflection on your current level of AI usage. Your discussion should include:' followed by a bulleted list of four items: 'What you hope to learn throughout this course', 'Why you are interested in learning more about AI', 'Your current level of AI usage', and 'Your personal reservations and/or excitement about AI'. To the right of the post, there is a blue 'Comment' button, a 'Following Post' button, and a statistics box showing '6 views' and '1 comments'. Below the statistics is a 'Similar Posts' section with three links: 'Module 4: Application of AI for everyday life & work' (New), 'Module 3: AI Ethics Discussion' (New), and 'Module 2 Discussion: AI Tools' (New). At the bottom left of the screenshot, there is a photograph of a smartphone displaying a red circular graphic on its screen.

Portfolio THE AI COURSE COURSE DISCUSSION MEMBERS

Categories All Posts My Posts Search

Tess Price Oct 19 Edited: Oct 20

Comment

Following Post

6 views
1 comments

Similar Posts

Module 4: Application of AI for everyday life & work [New](#)

Module 3: AI Ethics Discussion [New](#)

Module 2 Discussion: AI Tools [New](#)

- What you hope to learn throughout this course
- Why you are interested in learning more about AI
- Your current level of AI usage
- Your personal reservations and/or excitement about AI

